



DUO

2-Factor Authentication at UNC Charlotte

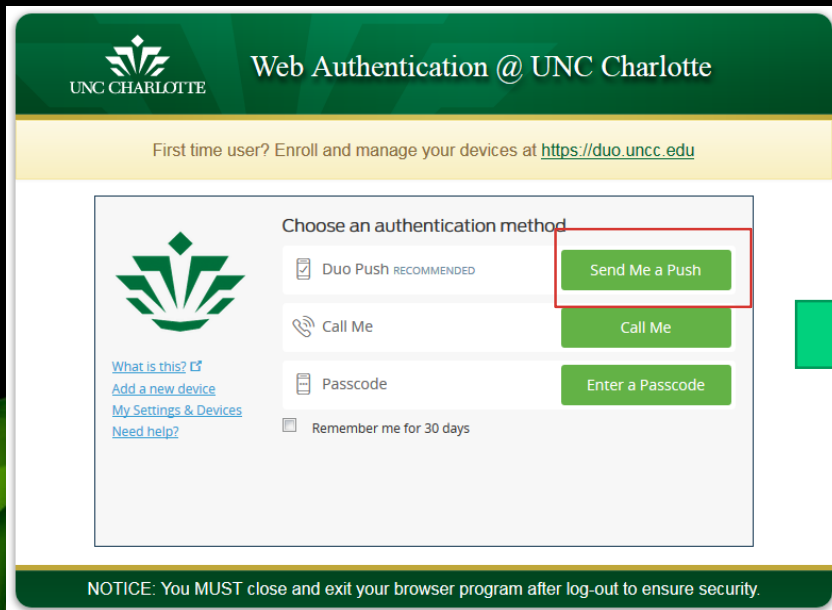
WHAT'S DUO?

- Two-Factor Authentication
 - Using two devices to prove you're you!
- Why?
 - Breaches! UNC Charlotte has been the victim of more than one data breach, and ITS is attempting to do everything they can to ensure it doesn't happen again.
 - It's more secure. If someone gets your NinerNet Password (if you click the link you shouldn't), an attacker would still need access to your other second-device to get access to your account
 - ITS is recommending this for anyone with access to level 2 or level 3 data; Academic Affairs has told Jane we are being required do this.

<p>Level 0 – Public</p> <ul style="list-style-type: none">• Can be stored anywhere• Freely distributed• Examples:<ul style="list-style-type: none">• Job postings• Press releases and marketing material• Anything that may be posted online	<p>Level 1 – Internal</p> <ul style="list-style-type: none">• Not shared publicly without authorization• Can be stored on:<ul style="list-style-type: none">• University computers• Network drives• Google Drive and Dropbox• Examples:<ul style="list-style-type: none">• Department procedures• Budget information• Internal memos
<p>Level 2 – Sensitive/Confidential</p> <ul style="list-style-type: none">• Requires authorization to view• Should not be stored on computer hard drive (including Dropbox Desktop Sync app and Google Drive Sync)• Can be stored on network drives and online in Google Drive and Dropbox <u>with limited access</u>• Examples:<ul style="list-style-type: none">• FERPA data (including student assignments and student financial records)• Personnel records• Personally identifiable information	<p>Level 3 – Highly Restricted</p> <ul style="list-style-type: none">• In general, should not be copied or downloaded from the secure location without permission from the data owner• Examples:<ul style="list-style-type: none">• SSNs• Credit card information• Medical records (HIPAA)• Restricted research data

DEMO TIME

When you log in to NinerNet (yes, every time), you will then get shuttled to a splash screen where you choose how to authenticate again.



UNC CHARLOTTE Web Authentication @ UNC Charlotte

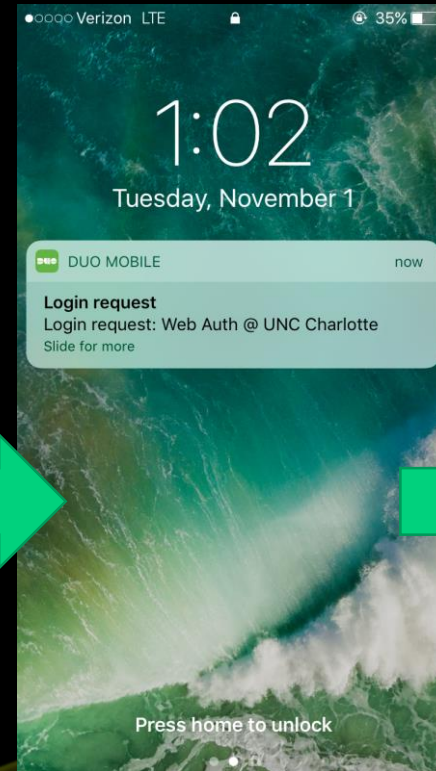
First time user? Enroll and manage your devices at <https://duo.uncc.edu>

Choose an authentication method

- DUO PUSH RECOMMENDED
- Call Me
- Passcode
- Remember me for 30 days

[What is this?](#) [Add a new device](#) [My Settings & Devices](#) [Need help?](#)

NOTICE: You MUST close and exit your browser program after log-out to ensure security.

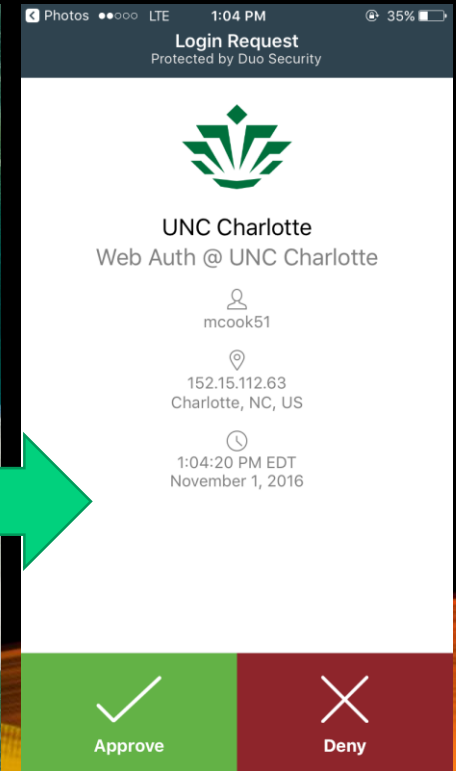


Verizon LTE 35% 1:02 Tuesday, November 1

DUO MOBILE now

Login request
Login request: Web Auth @ UNC Charlotte
Slide for more

Press home to unlock



Photos LTE 1:04 PM 35%

Login Request
Protected by Duo Security

UNC Charlotte
Web Auth @ UNC Charlotte

mcook51
152.15.112.63
Charlotte, NC, US
1:04:20 PM EDT
November 1, 2016

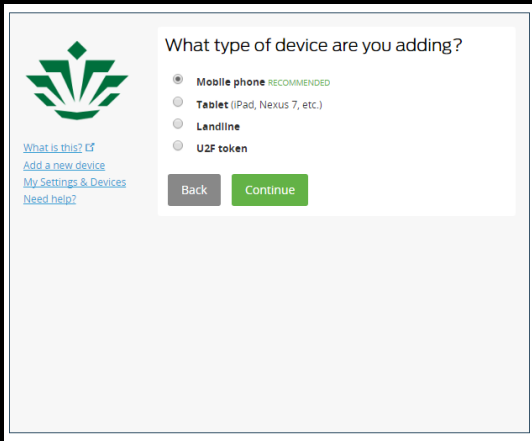
HOW TO SET-UP?

- **After** you have synced with the Duo service (the date will be in an email you receive from ITS)...

UNC Charlotte Service Request #50062 has been closed
Customer Name: Mary Cook
Phone: [7046878244](tel:7046878244)
Email: Mary.Cook@uncc.edu
Submitted On:
Closed On: 1/1/0001 12:00 AM
Description: Customer is requesting access to use DUO.
Resolution: Customer was added to the Duo sync group 10/26. After 5pm on day of add, Duo will be required for logins to Single Sign On systems.
Please see our Duo FAQs: <https://faq.uncc.edu/display/UK/DUO>
Contact the IT Service Desk for assistance: <http://itservices.uncc.edu/faculty-staff-services/help-services>

- When you log in to NinerNet the next time, you will be asked to go to <http://duo.uncc.edu> to set-up your second authentication device.
- GO TO [HTTP://DUO.UNCC.EDU](http://DUO.UNCC.EDU) ON YOUR DESKTOP, or something aside from the device you will be using as your second authentication tool.

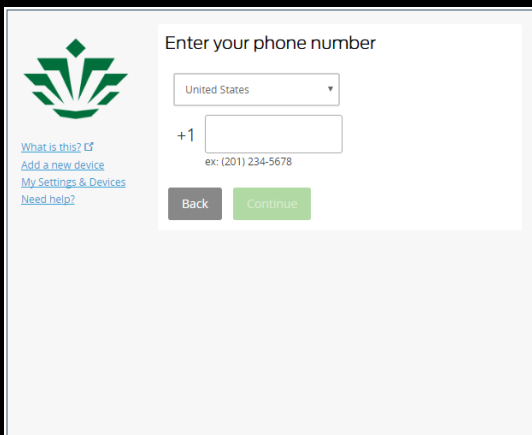
HOW TO SET-UP?



What type of device are you adding?

- Mobile phone RECOMMENDED
- Tablet (iPad, Nexus 7, etc.)
- Landline
- U2F token

[What is this? Cf](#)
[Add a new device](#)
[My Settings & Devices](#)
[Need help?](#)

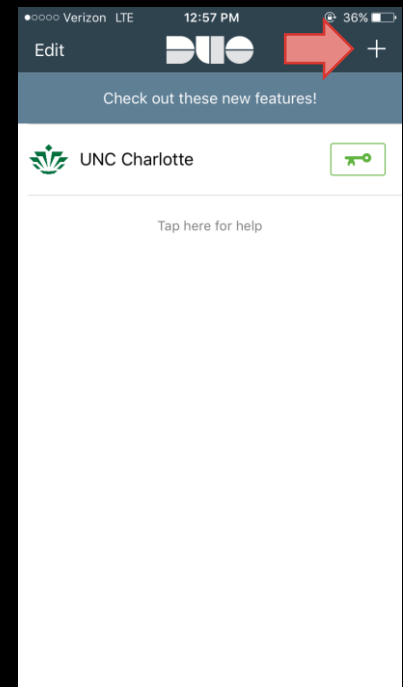
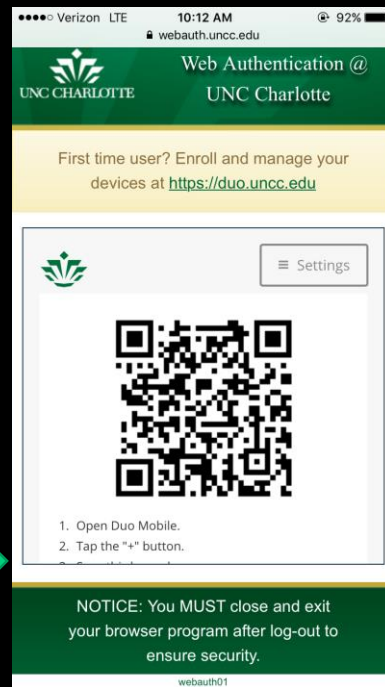



Enter your phone number

United States

+1

ex: (201) 234-5678



(But this will pop-up in the browser on your desktop; it's in my phone browser because I messed up ☺)

WE WILL BE ENROLLING YOU!

- We will be sending a list of our administrative staff to ITS to enroll you in DUO next week (11/8/16).
- If you do not have a smart phone and need another way to authenticate, we can get you a fob– please **email me (mary.cook@uncc.edu)** and let me know, otherwise I am going to assume that you have a phone that supports Duo.
- Thanks for listening!